

Where to publish – How to identify potential journals

UOC

Autors:

Gema Santos-Hermosa

Neus Milán Llorente

PID_00276140

Universitat Oberta
de Catalunya



First edition: September 2020
© of this edition, Fundació Universitat Oberta de Catalunya (FUOC)
Av. Tibidabo, 39-43, 08035 Barcelona
Authorship: Gema Santos-Hermosa, Neus Milán Llorente
Production: FUOC



The texts and images contained in this publication are subject -except where indicated to the contrary- to an Attribution-ShareAlike license (BY-SA) v.3.0 Creative Commons license. This work can be modified, reproduced, distributed and publicly disseminated as long as the author and the source are quoted (Fundació per a la Universitat Oberta de Catalunya), and as long as the derived work is subject to the same license as the original work. The full terms of the license can be viewed at <http://creativecommons.org/licenses/by-sa/3.0/legalcode>

Table of contents

1. Why is it important to identify a suitable journal?.....	4
1.1. Aspects to be considered.....	4
1.2. Basic questions to consider before publishing	5
2. Choose trusted journals.....	6
2.1. Think	7
2.2. Check	8
2.2.1. Avoiding predatory publishers.....	9
2.3. Submit	12
2.3.1. The peer review process.....	14
3. To identify journals with an impact factor	17
3.1. Benefits to publishing in high-impact scientific journals.....	17
3.2. Bibliometric indicators.....	18
3.2.1. Main Journal-level metrics by source.....	19
3.2.2. H-index: an Author-level metric.....	19
3.3. Journals quality indexes: How to identify IF leading journals.....	21
3.3.1. Impact Factor: What is it? Why use it?.....	21
3.3.2. Tools to Measure Journal Impact Factor.....	22
4. To identify journals beyond impact factor.....	28
4.1. Beyond Impact Factor: Other bibliometric indexes at journal-level.....	29
4.1.1. International Bibliometric indexes	29
4.1.2. National Bibliometric indexes.....	30
4.1.3. Quality criteria to assess scientific journals	31
4.2. Books and research monographies	31
5. Open access publishing	33
5.1. AO Benefits and publishing strategies	33
5.1.1. Open access benefits	33
5.1.2. Open access publishing strategies	35
5.1.3. Open access licenses.....	36
5.2. Find out about the copyright licence	38
5.3. To identify OA journals	40
Resources.....	41
Bibliography	41
Glossaries	42

1. Why is it important to identify a suitable journal?

Which is the right journal for your research findings? What should you base your decision on: intuition, past experience, the journal's scope, a citation index, an ad-hoc ranking system or something else? So, why publish in a high impact journal?

1.1. Aspects to be considered

Selecting a journal in which to publish your research can sometimes be complicated. We recommend choosing the journal early in the research process.

Below are **several aspects that need to be considered**:


To find journals whose subject area and scope match that of your own research
<p>The key is to find journals whose subject area and scope match that of your own research as much as possible. This information can usually be found in "About the journal", "Full aims and scope" or similar sections of a journal's website.</p>
To find papers which have already been published in your specific subject area
<p>Once you have identified a few journals that might be interested in publishing your manuscript based on the general aim and scope, consider doing an exploratory search. Use your manuscript's keywords (or title) to determine if the topic has been covered previously. If papers have already been published in your specific subject area, that is a good sign that your research topic will be of interest to a particular journal's audience, which will increase your chances of review (Conte, 2019).</p>
The journal impact factor and other metrics for measuring quality
<p>The journal impact factor's validity as a metric for journal quality is controversial. In part this is due to the many factors that can influence a journal's rating and also to the fact that these factors may have no direct relation to the quality of the publications within the journal. However, a journal's impact factor, together with quartiles and other indicators, is the main default method for evaluating the quality of the research it publishes, and it is important you know how to find out what they are in a specific subject category or scientific discipline (see section 3).</p>
To consider the open access (OA) publication option
<p>You should consider the open access (OA) publication option. In this regard, it is important to identify trusted OA journals to publish in and avoid the questionable (or "predatory") journals. You should make sure that the journal you are considering has a rigorous peer-review process and that there are indicators (see section 2.2) to ensure you are dealing with a credible online open-access journal. For example, the Directory of Open Access Journals (DOAJ) is a reliable source for OA journals.</p>
To know which type of licence you sign with the publishers
<p>As an author, it is also important to know what type of licence you sign with the publishers with regards to the copyright and because this affects any subsequent use of the article.</p>

The combination of these five principles is a key to optimize the time spent on publishing an article in a scientific journal and will ensure a smooth path to publication.

1.2. Basic questions to consider before publishing

Check out the research section of the UOC Library's website for useful information about the scientific publishing process that you as a researcher should know about.

- What should you take into account when writing your article?
- Which aspects should be considered when submitting an article to a journal?
- What is the ORCID ID and what is it for?
- How should you sign? Author signature recommendations for scientific output at UOC
- What is Open Access and what are its benefits?




2. Choose trusted journals

In order to identify trusted journals, Think - Check - Submit is a useful and highly recommended resource that provides you some tips to determine if a journal is trustworthy. In addition, this guide is available in different languages.



Choose the right journal for your research



2.1. Think


The first step is to think about which journal is the right one for your work.



Selecting a journal for scholarly activities can be a confusing process especially if you are new to the publishing process (Sandelands, 1996). The following are just some of the aspects to think about when selecting a journal to publish in:

- More research is being published worldwide.
- New journals are launched each week.
- Stories of publisher malpractice and deception are also on the rise.
- It can be challenging to find up-to-date guidance when choosing where to publish.

And remember: The best time to select a journal is **before** you begin writing!

Finding a good match between your manuscript and a peer-reviewed academic journal is the key to saving time and effort in getting published. The following online selection tools will help you find the right journal for your paper based on title, abstract, keywords and field. 

1. **Journal Suggester - Springer**: an academic research tool that helps users select the best-suited journal based on their manuscript's details.
2. **Journal Finder - Elsevier**: similar tool for for selecting the the appropriate field of research to guarantee the best results.
3. **Journal Selector - Edanz**: lets you search by keyword, field of study, journal name, publisher or abstract. You can also enter your unpublished abstract and it will find journals that have published relevant papers and might be a good option for yours.
4. **Open Access Journal Finder - Enago**: a free journal finder that solves the common problem of predatory journals, authenticity and APCs by using a validated journal index provided by **DOAJ**.

The **Journal Selection Checklist** (Duke University) gives you quick tips about what to consider when selecting a journal, such as aspects related to the research topic, quality and logistics.

In addition, you can identify potential journals by using specific data bases with which you can search and retrieve those journals that published the most relevant articles related to your research.

For instance, follow these steps in Scopus or the EBSCO host or ProQuest database:

1. Search by research topic (in the broadest sense).
2. On the results screen, normally on the left (scrolling down), you should see the option "Source Types", from which you can select "academic or peer-review journals".
3. Click on "Publication Title" or "Source Title" and the database will show journals with the largest number of articles (in brackets) that meet the search criteria.
4. Look at the following for each potentially relevant journal:
 - Examine the journal's website and look at important issues such as the scope, types of articles published, availability, acceptance rate, peer review, etc.
 - Look for databases that index the journal and then confirm that they really do (ie [Ulrich's Periodicals Directory](#), a resource available if you access authenticated from the UOC Library).
5. If you are not able to find any potentially relevant journals, consider broadening your search or try searching other databases to which the Library has subscribed. They are available in [e-Resources](#) section of the Library website.

2.2. Check

The second step is to check if your chosen journal is trustworthy.



Try to answer these questions in order to assess the journal:

- Do you or your colleagues know the journal?
- Can you easily identify and contact the publisher?
- Is the journal clear about the type of peer review it uses?
- Are articles indexed in services that you use?
- Does the journal site explain what fees are for and when they will be charged?
- Do you recognize any of the members of the editorial board?
- Does the publisher take ethical aspects into account?

Use the complete [Think-Check-Submit](#) check list for more details.

We show you with a real example ([International Journal of Educational Technology in Higher Education](#)) of good practice which helps to answer correctly some of the following questions.



This presentation is available at the O2 repository:

<http://hdl.handle.net/10609/115128>

More about...

Be iNFORMEd: Checklist

Created by the Duke University Center Library & Archives, this checklist assesses the quality of a journal or publisher. It provides i(nformation) about the N(umber), F(ee), O(wnership), R(eview), M(embership) and ED(itorial) – in other words, it means to keep you iNFORMED. You can also download the PDF version.



2.2.1. Avoiding predatory publishers

What is predatory open-access publishing?

This refers to the questionable scholarly open-access publishers that take advantage of the university and rating agency accreditation and assessment system currently in place. Wikipedia describes them as:



"[...]an exploitative open-access academic publishing business model that involves charging publication fees to authors without providing the editorial and publishing services associated with legitimate journals (open access or not). The idea that they are 'predatory' is based on the view that academics are tricked into publishing with them, though some authors may be aware that the journal is [of] poor quality or even fraudulent. New scholars from developing countries are said to be especially at risk of being misled by predatory practices."

How to identify predatory journals

In recent years, the number of predatory publishers has grown exponentially. They usually send unsolicited invitations to authors, offering to publish their research for a substantial fee. However, they do not offer any of the traditional services provided by reputable publishers, such as editorial processing, peer review, archiving and marketing.

Here are some signs that you may be dealing with a questionable publisher (APA, 2016; Prater, 2019; Schmitz, 2019) so you and your fellow researchers can identify and avoid them:

Invitation to submit a manuscript
<p>Pay attention to the email's tone and the information provided when you are invited to submit a manuscript to a journal: the first contact with the publisher is very important. Use caution if the message received is overly informal or signed by an editorial assistant and not the editor. Some misleading communications purposefully exclude the journal's website and avoid any mention of the publisher. We recommend searching for the journal online, to review its website and also the editor's academic CV.</p>
Journal financial model
<p>If the journal states it is "open access" in the email or on its home page, the journal's financial model must also be clearly stated. Since many open-access journals are supported by contributions from authors, the cost of publishing should be clearly visible on the website.</p>
Submission fee
<p>Be wary if the journal asks for a submission fee instead of a publication fee or tries to keep the copyright to authors' work. This relates back to the previous point. Some dishonest journals require a submission fee – payable whether or not the manuscript is accepted for publication – instead of a publication fee, which is paid only when the article is accepted.</p>
Editorial board's information
<p>If you notice that the editorial board is very small or "coming soon", remember that the strength of a journal is reflected in the members of its editorial board. Therefore, when you consider a journal in your area of research, you should recognize some of the names on its editorial board. If you are unsure about the editorial board's information or it is not clearly stated, be wary of the journal.</p>
Offering a large number of new journals
<p>If a single publisher releases a long list of new journals simultaneously, be careful. If the publisher you are considering is offering a large number of new journals, keep in mind that it is unlikely that it can actually find suitable editors to support each journal.</p>
Other suspicious signs
<p>Other suspicious signs to take into account:</p> <ul style="list-style-type: none"> • The web site is not of professional quality. • There are fundamental errors in the titles and abstract. • The journal title denotes a national or international affiliation that does not match its editorial board or location. • The content of the journal varies from the title and stated scope. The journal announces that an issue will be available at a certain time, but it never appears.

Example of a possible predatory journal

- Appears in the “Standalone Journals” from Bell’s List.
- The publisher assures that the journal is indexed in Web of Science - Journal Citation Reports. We check this and it is not indexed in the JCR or any other of the international rankings in this scientific discipline.
- If you want to publish your article you have to pay article processing charges (APC). The home page clearly explains how to pay APCs through PayPal.
- There is no information related to the peer-review process, ethical aspects or the location or contact information of the publisher (just a form).
- The impact factor information is related to SJIF, an international ranking list that requires you to pay in order to be indexed. It is not recognized by the scientific community.

Source: International Journal of Development Research

Blacklists

<p>Beall's List</p>	<p>Beall's List was a regularly-report that established the criteria for categorizing predatory publications and listed publishers and independent journals that met those criteria. It was created by the University of Colorado Denver librarian and researcher, Jeffrey Beall, who coined the term "predatory publishing". Nowadays it is no longer used because it stopped being updated from January 2017.</p> <p>This is a list of potentially predatory journals extracted from the Beall's List archive at web.archive.org. You can also check out this list of publishers that appear to be engaging in predatory practices.</p> <p>Source: https://scholarlyoa.com/publishers/</p>
<p>Cabell's Blacklist</p>	<p>Since "Beall's List" closed, similar lists have been started by others. For instance, Cabell's International, a company that offers scholarly publishing analytics and other scholarly services, has also offered a blacklist for subscription on their website. Cabell's provide accurate, up-to-date information about academic journals to more than 750 universities worldwide.</p>

Hijacked journals

This refers to when a counterfeit site is masquerading as an existing established journal in a certain field. The creators of the counterfeit website then solicit manuscript submissions for the hijacked version of the journal, pocketing the money. In some cases, the legitimate versions of the journals are only published in print form and may not even have websites. In the left-hand column of the table below you will see a list of hijacked journals and the corresponding authentic version of the journal in the right-hand column.

Source: <http://scholarlyoa.com/other-pages/hijacked-journals/>

Tips: Evaluate journals to avoid predatory publishers



Journal EvaluationTool: rubric for the evaluation of journals, developed for the William H. Hannon Library. You can also use the relatedscoringsheet to review a journal you are considering and to determine if it is credible (Rele; Kennedy and Blas, 2017).

2.3. Submit

The third step is to submit your article, and finding out how the peer review process works is a key part of understanding the publication process in any quality, trusted journal.





Here you have some tips to have into account when you write research articles:

Tips to write research papers

Structure

1. Title, Authors & Affiliation

The title should be a **hook to draw people in**.
 Identify the authors and order them (in line with ethical guidelines).
 Make clear which institutions the authors belong to. 
 Include your author ID (ORCID) in the signature. 


3. Introduction

State the purpose and context of the paper.
 Provide good, critical coverage of the related literature.
 Explain the objective and methods.
 Make your contributions to the field clear: **why does your paper deserve to be disseminated?**

5. Results & Discussion

Demonstrate your hypothesis and highlight the important findings.
Critically discuss your results, by comparing them with the previous literature, and propose new approaches.

7. References

Avoid plagiarism and bring credibility to your work.
 Cite the work of others in your own words, adding the in-text citation and references.
 Use a reference management software (such as Mendeley). 

2. Abstract & Keywords

Briefly summarize the essence of the paper: **why is it worth reading?**
 Select the main concepts covered in your work (=keywords), with accuracy and adapted to your discipline.


4. Methodology

Describe the hypotheses, methods and FAIR data proposed to solve the research questions.
 Bear in mind that **readers need to be able to replicate your work, and reviewers evaluate it**.

6. Conclusions

Summarize your contributions to the field.
 Propose areas for future work.

8. Acknowledgement

Publications receiving public funding must always include both the name of the organization that provided the funding and the funding reference number. 
 They should also mention any projects within which the work was developed as well as people who made meaningful contributions.

Writing and follow-up processes


8. Writing sequence

Follow a writing strategy: from the major headings to the detailed ideas.
 Produce a readable and organized text: clarity is key in scientific writing.
 Use the active voice and avoid using negative sentences or jargon unnecessarily.
 Support your arguments strongly and rigorously.

9. Writing style

Clarity
 Readability
 Specificity
 Rigour and strength
 Conciseness
 Visual elements
 Coherence and completeness

10. Reviewing & Dissemination

Carefully review your paper before submitting it from the meaningfulness to the formatting and references.
 Make it openly available online in a repository (if possible). 

Authored by: Library and Learning Resources

2.3.1. The peer review process

These are the key elements in the peer-review process:

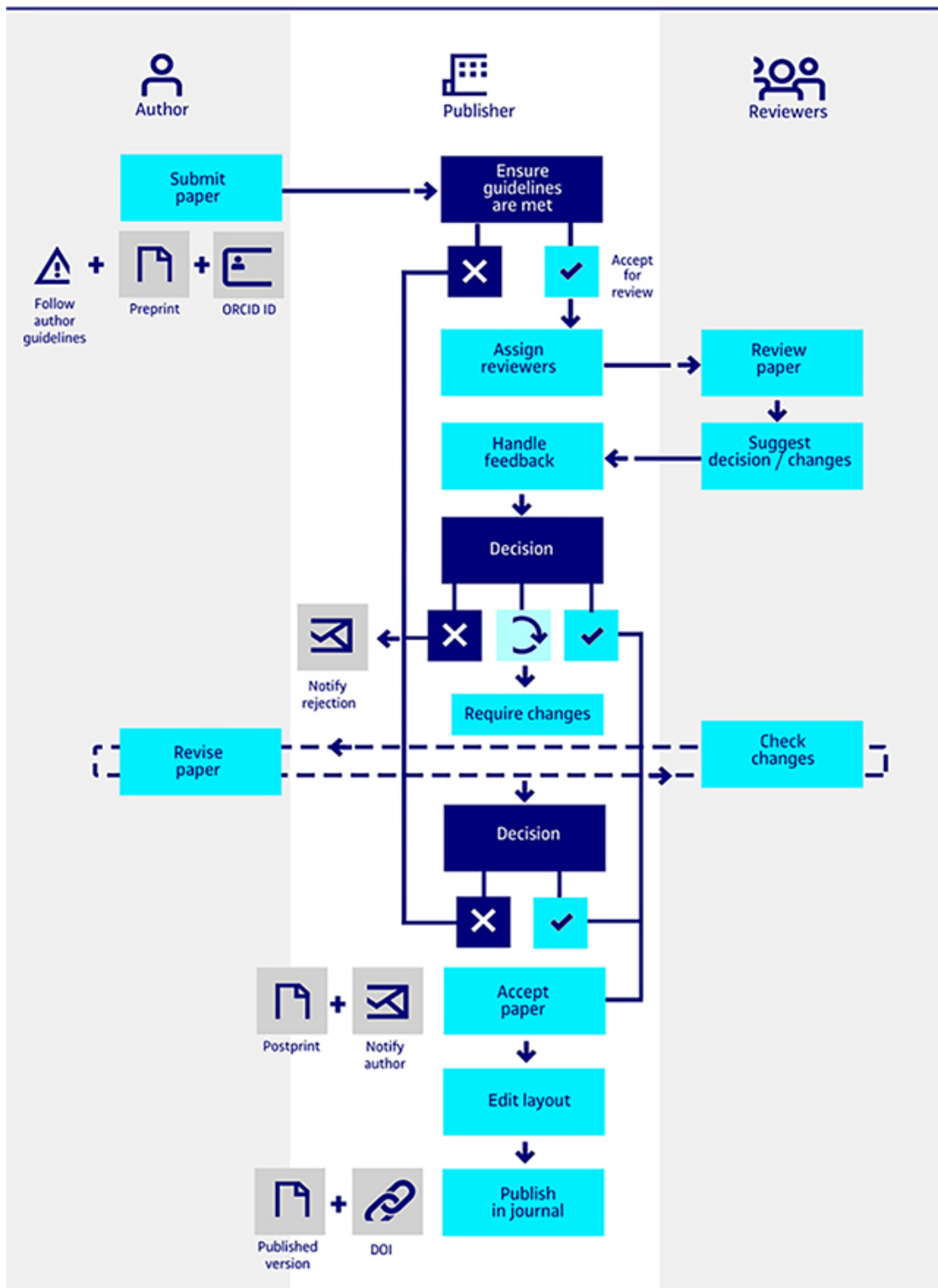
- The editors and the referees screen the manuscript:
 - Does the study have an original scientific message?
 - Do the content and topic fit the scope of the journal?
 - Does the paper make a useful contribution to the research field?
 - Is the paper focused and presented in a logical manner, so that the reader will understand the authors' conclusions?
 - Is the language clear?
 - Does the manuscript follow the journal's instructions for authors?
- The outcome of the peer review may be:
 - Acceptance of the manuscript without revisions.
 - Acceptance with minor or major revisions.
 - Rejection of the manuscript.

You will see that different people are involved in different phases. Here you have the main types of peer review:

Single-blind	The reviewers' names are not revealed to the authors.
Double-blind	Neither the reviewers know the authors' names, nor the authors know the reviewers' names.
Open peer review	The reviewers know the authors' names and the authors know the reviewers' names.

You can check this infographic for a visual overview of the entire process:

The peer review process



Infographic produced by the Library of the Universitat Oberta de Catalunya. Published in October 2018 under Creative Commons Attribution 4.0 International licence (CC BY 4.0).



More about...



The *Global State of Peer Review* report has been developed to investigate the state of scholarly journal peer review. It provides a complete overview of important questions such as:

1. Who is doing the review?
2. How efficient is the peer-review process?
3. What do we know about the peer review's quality?
4. What does the future hold?

3. To identify journals with an impact factor

Researchers agree on the importance of publishing their work in a high-impact journal. It allows them to reach the scientific community and share and discuss their findings. It is also beneficial in terms of professional goals, as having been published reflects positively on them when they are evaluated during their university teaching or research career.

Having published in high-impact journals is also helpful when applying for the accreditations managed by quality assurance agencies (AQU Catalunya, ANECA, etc) or to the internal and external calls for projects from research groups or researchers (SGR, MINECO, etc).

Scientific output is currently assessed according to the journal in which it has been published and the citations it has received, so it is very important to understand the main bibliometric indicators. These define the level of a journal's or an author's impact and include the journal impact factor, h-index, quartile, citationcounts, etc.

The following are the current leading journal rankings. They are based on the citations received by scientific works published in journals:

- **Journal Citation Report (JCR)**: A private platform that measures the impact and influence of academic journals with the help of a combination of metrics and indicators like the journal impact factor (JIF) and citation data from the Web of Science database (Clarivate Analytics).
- **SCImagoJournal & Country Rank (SJR)**: A publicly available portal that includes journals' scientific indicators based on citation data provided by the Scopusdatabase (Elsevier B.V.).

The previous resources (JCR and SJR) are available if you access authenticated from the UOC Library.

3.1. Benefits to publishing in high-impact scientific journals

First, we should point out some of impact journals' differentiating traits:

- International journals in which scientists all over the world publish their work.
- Journals that receive large amounts of manuscripts and have a high rejection rate.
- Journals that subject the manuscripts to peer-review processes carried out by the best referees in the field.
- Journals that publish the best scientific papers in the field, which tend to be the most cited articles.
- Journals that have a higher impact factor, the first and second quartile (Q1/Q2).

So, why publish in a high impact journal?



1. Meet the quality criteria established for scientific publications by quality assurance agencies' research committees.
2. Increase the chances of making your research more visible in your field.
3. Attract more funds and resources.

3.2. Bibliometric indicators

Bibliometry: What is it?



It quantitatively analyses scientific literature, mainly by taking into account the amount of publications and citations received. The bibliometry serves to obtain performance indicators by looking at the impact of research (from an article, a researcher, a group, an institution...).

Many research fields use bibliometric methods to explore the impact of their field, the impact of a set of researchers, the impact of a particular paper, or to identify particularly impactful papers within a specific field of research. (Wikipedia, 2019)

Useful for...

- Discovering the most convenient journals in which to publish.
- Evaluating the performance of individual researchers.
- Networking and collaboration mapping: locates the most important researchers in a field or potential collaborators.
- Citation analysis, scientific impact, research assessment.
- Investigating research trends in different areas.

If you want to know more, a good place to start is the guide *Research Impact and Metrics: Journal metrics* (University of Pittsburgh).

3.2.1. Main Journal-level metrics by source

Web of Science-based journal indicators	<ul style="list-style-type: none"> • Journal impact factor or JIF (Journal Citation Reports, JCR): this is the average number of times a journal's citable articles (originals and reviews), published in the past two years, have been cited in the JCR year. Reflects the level of influence that a scientific journal has in a given year and field. • Immediacy index: this is the average number of times an article is cited in the year it is published. It indicates how quickly articles in a journal are cited and is calculated by dividing the number of citations to articles published in a given year by the number of articles published in that year. • Eigenfactor: this measures the importance of scholarly journals within the scientific community. It is a metric that rates journals on the basis of citations but gives higher weight to those citations coming from more influential journals. Eigenfactor assigns journals to a single category and self-citations are not included. JCR and org both provide this indicator. • Quartile: if the list of journals in the same subject category, arranged from highest to lowest impact factor, is divided into four equal parts, each of these parts is a quartile. The journals with the highest impact factor (IF) are in the first quartile. Q1 denotes the top 25% of the IF distribution, Q2 denotes a middle-high position (25-50%), Q3 a middle-low position (50-75%), and Q4 the lowest position (bottom 25% of the IF distribution). The JCR and SCImago Journal Rank (SJR) both provide this indicator.
Scopus-based journal indicators	<ul style="list-style-type: none"> • SCImago Journal Rank (SJR): average number of weighted citations received in the selected year by the citable documents (articles, reviews, short surveys and conference papers) published in the selected journal in the three previous years. This indicator evaluates the impact of a publication by combining the number of citations received with the influence of the publications that cite it. • Source Normalized Impact per Paper (SNIP): measures contextual citation impact by weighting citations based on the total number of citations in a subject field. As a field-normalized metric, SNIP offers the possibility of comparing journals from different subject areas. • CiteScore: measures average citations received per document published in the last three years. All types of documents are citable. • Quartile: if the list of journals in the same subject category, arranged from highest to lowest impact factor, is divided into four equal parts, each of these parts is a quartile. The journals with the highest impact factor (IF) are in the first quartile. Q1 denotes the top 25% of the IF distribution, Q2 denotes a middle-high position (25-50%), Q3 a middle-low position (50-75%), and Q4 the lowest position (bottom 25% of the IF distribution). The JCR and SCImago Journal Rank (SJR) both provide this indicator.

3.2.2. H-index: an Author-level metric



"The h-index measures the scientific productivity of scientist according to the number of articles they publish and the number of citations (citation impact) that their articles receive from the scientific community in their field or research (Wikipedia, 2019)."

Therefore, a scientist has a specific h-index if they have published h works with at least h citations each. This figure gives a UOC researcher's h-index in Google Scholar as an example.

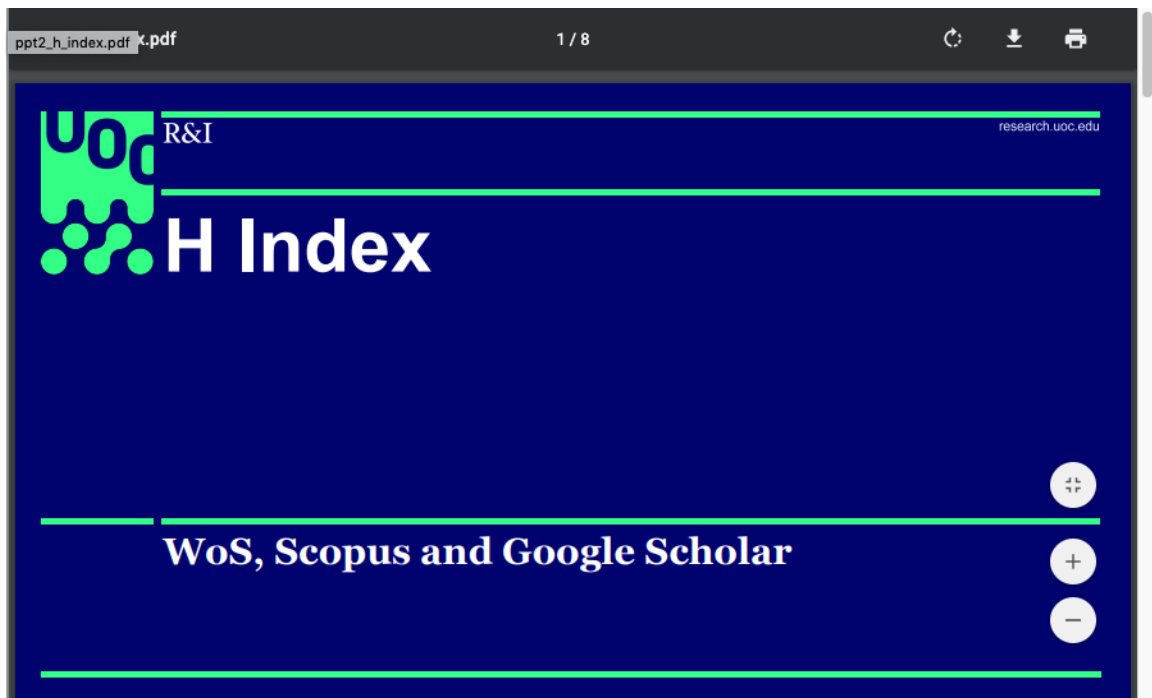
David Masip Rodó
 Professor [Universitat Oberta de Catalunya \(UOC\)](#)
 Verified email at uoc.edu
 Artificial Intelligence Machine Learning Computer Vision

TITLE	CITED BY	YEAR
On the use of Monte Carlo simulation, cache and splitting techniques to improve the Clarke and Wright savings heuristics AA.Juan, J.Faulin, J.Jorba, D.Riera, D.Masip, B.Barrios Journal of the Operational Research Society 62 (6), 1085-1097	121	2011
Inteligencia artificial avanzada R.Benítez, G.Escudero, S.Kanaan, DM.Rodó Editorial UOC	62	2014
Automatic prediction of facial trait judgments: Appearance vs. structural models M.Rojas, D.Masip, A.Todorov, J.Vitrià PloS one 6 (8), e23323	42	2011
Geometry-based ensembles: toward a structural characterization of the classification boundary O.Pujol, D.Masip IEEE Transactions on Pattern Analysis and Machine Intelligence 31 (6), 1140-1146	32	2009
Combining statistical learning with metaheuristics for the multi-depot vehicle routing problem with market segmentation L.Calvet, A.Ferrer, M.Gomes, AA.Juan, D.Masip Computers & Industrial Engineering 94, 93-104	31	2016
Learnheuristics: hybridizing metaheuristics with machine learning for optimization with dynamic inputs L.Calvet, J.de Armas, D.Masip, AA.Juan Open Mathematics 15 (1), 261-280	27	2017

	All	Since 2014
Citations	708	489
h-index	15	12
i10-index	22	15

Source: H-Index of the researcher David Masip (Google Scholar)

Have a look to the following tutorial about *H Index in WoS, Scopus and Google Scholar*.



This presentation is available at the O2 repository:

<http://hdl.handle.net/10609/115126>

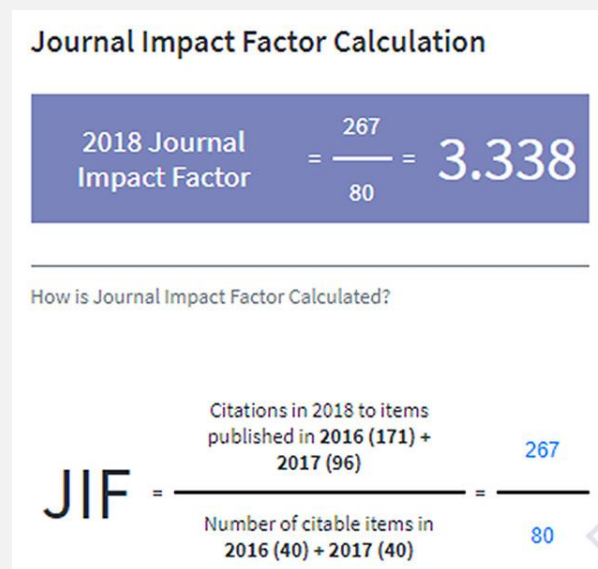
3.3. Journals quality indexes: How to identify IF leading journals

3.3.1. Impact Factor: What is it? Why use it?

The impact factor (IF) is frequently used as an indicator of the importance of a journal to its field (Garfield, 2006). The IF of a journal is not associated to the factors like quality of peer review process and quality of content of the journal, but is a measure that reflects the average number of citations to articles published in journals, books, etc. (Sharma, Sarin, Gupta, Sachdeva & Desai, 2014).

Journal Impact Factor (JIF) calculation: the calculation is based on a two-year period, dividing the number of times articles were cited by the number of articles that are citable. Formula for calculating the 2018 Impact Factor of a journal (Example: Journal “Comunicar”, ISSN 1887-0198,1988-3293):

The Journal Impact Factor (JIF), determined by Clarivate Analytics, is currently the most established and widely used bibliometric indicator at journal level.



Source: Journal Impact Factor Calculation 2018 (Clarivate Analytics)

Scientific output is commonly evaluated by quality assurance agencies' research committees according to the journal in which the scientific article was published and the citations that this has received.

The following are the two most widely used tools for identifying impact journals worldwide in your field of research.

3.3.2. Tools to Measure Journal Impact Factor

1) Journal Citation Reports (JCR) - Web of Science

Journal Citation Reports (JCR) is a database linked to the Web of Science (Clarivate Analytics), which is updated every year. This database provides the Impact Factor of journals, which is the way of assessing the impact and relevance of the leading scientific journals in the field of Sciences and social sciences (Arts and Humanities are excluded).

Therefore, Journal Citation Reports offers a systematic, objective means to critically evaluate the world's leading journals -indexed in Web of Science-, with quantifiable, statistical information based on citation data. It is an international journal's ranking using the Impact Factor rating to measure the influence and impact of a journal within a subject category.



Using Journal Citation Reports

There are three basic ways to view journals ranked within a category. From the Journal Citation Reports homepage:

Rank Journals in a category

Use the Browse by Journal button to filter a list of journals by a specific category name.

The default rank is by Journal Impact Factor, but you can customize indicators in the table, and sort by clicking on a column heading.

Select a category from the list. Selecting multiple categories will create a combined list.

Add any additional filters, like Open Access or Impact Factor Range.

Be sure to click Submit to apply your selections.

Submit

Browse by journal

Use the Browse by Category button to begin with a known category and click through to journals within each.

Click Submit to apply any filters you've chosen.

Refine the list of categories using the alphabetical filter list.

See the number of journals in each category and click the number to view the full list.



Journal's profile page

Begin with a known journal and navigate to the category from the journal's profile page.

Journal's profile page of "Comunicar" (ISSN 1887.0198, 1988-3293)

- Journal information: ISSN, Publisher, subject category, languages, Publication frequency and Open Access, Journal Impact Factor.

Journal's profile page

- Key indicators based on citations received: Impact Factor, Immediacy Index, citable items, Cited Half-Life, Eigenfactor, Average JIF percentile, etc.
- ***You can check the glossary.

Key Indicators													
Year	Total Cites	Journal Impact Factor	Impact Factor Without Journal Self Cites	5 Year Impact Factor	Immediacy Index	Citable Items	Cited Half-Life	Citing Half-Life	Eigenfactor Score	Article Influence Score	% Articles in Citable Items	Normalized Eigenfactor	Average JIF Percentile
2018	1,367	3.338	3.062	3.785	1.750	40	5.2	6.3	0.00...	0.288	97.50	0.09...	93.216
2017	975	2.838	2.625	3.285	0.525	40	4.6	6.1	0.00...	0.282	100.00	0.09...	92.261
2016	641	2.212	1.912	2.165	0.425	40	4.2	6.8	0.00...	0.227	100.00	0.07...	86.658
2015	347	1.438	1.075	1.210	0.475	40	3.5	6.1	0.00...	0.122	97.50	0.04...	78.226
2014	145	0.838	0.337	0.537	0.100	40	3.1	6.0	0.00...	0.098	100.00	0.03...	56.209
2013	82	0.350	0.087	0.236	0.025	40	Not A...	5.6	0.00...	0.063	100.00	0.02...	19.500
2012	82	0.350	0.137	0.293	0.100	40	Not A...	6.6	0.00...	0.033	100.00	Not A...	21.618
2011	99	0.470	0.132	Not A...	0.000	40	Not A...	6.4	0.00...	Not A...	100.00	Not A...	31.557
2010	117	0.455	0.079	Not A...	0.025	40	4.6	7.7	0.00...	Not A...	97.50	Not A...	26.920
2009	28	0.022	0.000	Not A...	0.000	43	Not A...	6.8	0.00...	Not A...	100.00	Not A...	0.909

- Rank: Rank, Quartile and JIF percentile by subject category and JCR year

Source Data							
JCR Impact Factor							
JCR Year	COMMUNICATION			EDUCATION & EDUCATIONAL RESEARCH			
	Rank	Quartile	JIF Percentile	Rank	Quartile	JIF Percentile	
2018	9/88	Q1	90.341	10/243	Q1	96.091	
2017	7/84	Q1	92.262	19/239	Q1	92.259	
2016	12/79	Q1	85.443	29/235	Q1	87.872	
2015	19/79	Q1	76.582	47/231	Q1	79.870	
2014	35/76	Q2	54.605	95/224	Q2	57.813	
2013	60/74	Q4	19.595	177/219	Q4	19.406	
2012	56/72	Q4	22.917	175/219	Q4	20.320	
2011	51/72	Q3	29.861	138/206	Q3	33.252	
2010	52/67	Q4	23.134	128/184	Q3	30.707	
2009	55/55	Q4	0.909	N/A	N/A	N/A	

2) SCImago Journal Rank (SJR) - Scopus - SJR indicator

The SCImago Journal Rank (SJR) is a compilation of indicators on scientific journals obtained from the Scopus bibliographic database (1999-). These indicators are also used to assess and analyse the impact and quality of scientific publications.

SJR also provides other comparative tools and enables the retrieval of graphs and tables that illustrate the situation of a journal, a country or a specific scientific discipline.



SJR indicator: this is a measure of scholarly journals' scientific influence that takes into account both the number of citations received by a journal and the importance or prestige of the journals from which the citations are taken.

The SJR indicator is a complex algorithm that considers:

- Average number of weighted citations received in the selected year by documents published in the selected journal in the three previous years.
- Self-citations are not counted.

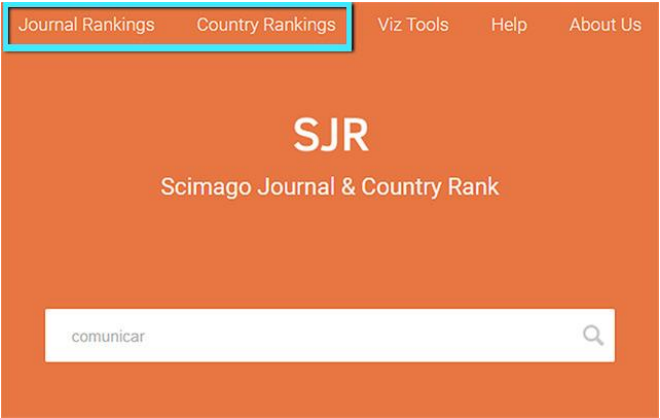
Not all citations weight the same: it depends on the journal centrality value (prestige).

Using SCImago Journal Rank

To use SCImago Journal Rank, we recommend you follow the steps below:

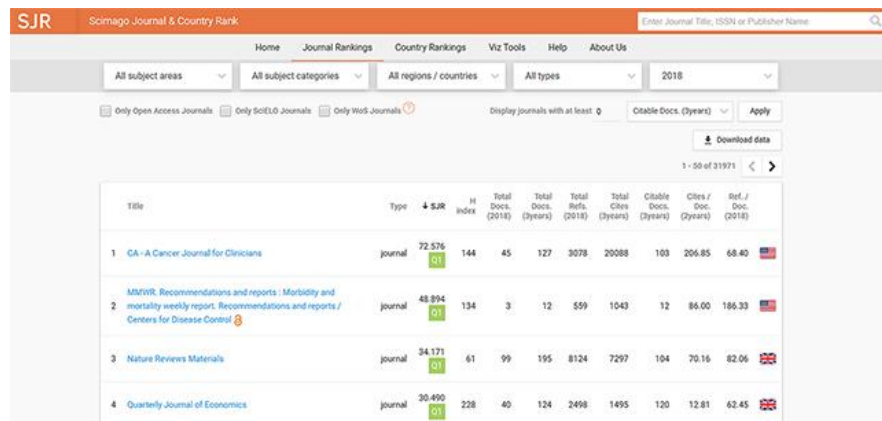
Searching

Open SCImago Journal Rank and select **Journal Search** to find a specific journal by journal title, ISSN or publisher.

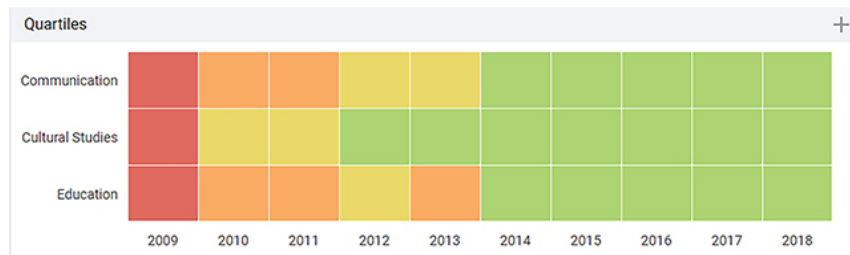


Browsing

Select **Journal Rankings** to filter and rank journals.



Then you can click on the journal title to see journal information: country, subject area, quartile, SJR Impact, data, etc. You can also download data in a csv format file.



Have a look to the following tutorial about *SCImago Journal Rank*. *How to find quality indicators (Scopus)*.



This presentation is available at the O2 repository: <http://hdl.handle.net/10609/115127>

More about...



You can find out about the basics of JCR from the Clarivate Analytics LibGuides.

To use SCImago Journal Rank, visit the SCImago help website [Scimag](#).

4. To identify journals beyond impact factor

One of the problems with the journal impact factor is that it assesses the journal's impact, not a scientific article's quality (journal-based metric).

There is increasing debate about this issue within the academic community, with many encouraging that we find other alternative, responsible indicators to assess research output quality based on an article's content, not on the average citations received by a journal. Since the so-called Leiden Manifesto and the open science paradigm require new sources and indicators for the measurement of research performance, there should be the option for relative rather than absolute indicators and insist upon contextualization; in regards to production methods and impact and also the use of various qualitative determinants (personal, institutional, disciplinary, etc). (Aguillo, 2019)

Moreover, many journals are not listed in JCR or SJR due to the discipline (Arts and Humanities and Law, for example), the age of the journals, language, regional or local studies, or other factors.

Movements like the San Francisco Declaration on Research Assessment (DORA) wants to change the way that performance research is evaluated by universities and funding agencies.

Some of DORA's main goals are:

- the need to eliminate the use of journal-based metrics, such as journal impact factors, in matters of funding, appointment, and promotion;
- the need to assess research on its own merits rather than on the journal in which the research is published; and
- the need to capitalize on the opportunities provided by online publication (such as relaxing unnecessary limits on the number of words, figures and references in articles, and exploring new indicators of significance and impact).

Take a look at "The Metric Tide", a report from an independent review of the role of metrics in research assessment and management.



*" We are committed to **open knowledge** as a key element in approaching the global challenges facing us as a society, which are set out in the United Nations 2030 Agenda for Sustainable Development".*

"This is why we subscribe to the DORA Declaration, to reaffirm our commitment to the transformation of research assessment towards more qualitative, transparent, just and inclusive formulas".

(Pastora Martínez Samper, the UOC's Vice President for Globalization and Cooperation (13/05/2019). The UOC signs the San Francisco Declaration to encourage changes in research assessment.)"




In the *Publication Support* section, the UOC Library provides extended information and resources on other bibliometric indicators (at national and international level) for publications, both in terms of evaluation of scientific journals and book quality assessment.

4.1. Beyond Impact Factor: Other bibliometric indexes at journal-level

Beyond the main impact indices provided by Journal Citation Reports and SCImago Journal Rank, there are other national and international indices that also measures scientific journals' influence and quality.





4.1.1. International Bibliometric indexes

These are the leading international bibliometric indexes, with journals' indicators and level of classification and their temporal, geographical and thematic scope.

<p>ERIH-Plus</p>	<p>European Reference Index for Humanities (ERIH Plus) is an index for evaluating European journals in the humanities and social sciences.</p> <p>The main objective of ERIH Plus is to improve the global visibility of high-quality research in the humanities and social sciences published in academic journals in various European languages in Europe.</p> <p>Index evaluating European journals in the humanities and social sciences. The main objective of ERIH PLUS is to improve the global visibility of high-quality research in the humanities and social sciences published in academic journals in various European languages in Europe.</p> 
<p>CiteScore Metrics - Scopus</p>	<p>Find a source and view associated metrics. Use qualitative as well as quantitative metrics when presenting your research impact. Always use more than one quantitative metric. Learn more about CiteScore.</p> 
<p>Latindex</p>	<p>Compiles and disseminates the scientific journals produced in Latin America, the Caribbean, Spain and Portugal. For each journal, it establishes a rating based on formal criteria met by the journals evaluated.</p> <p>It tells us whether the journal is focused more on scientific research, scientific and cultural dissemination or the professional/technical angle.</p> 

4.1.2. National Bibliometric indexes

These are the leading bibliometric indexes used to evaluate international and national journals in Spain, especially in the field of social sciences and humanities. They provide the journals' indicators and classification system, as well as their temporal, geographical and thematic scope.

<p>CARHUS Plus</p>	<p>System for evaluating scientific journals in the social sciences and humanities. It classifies journals by category, rating quality on a scale from best to worst.</p> <p>Category A: high-quality journal Category B, C: medium-quality journal Category D: low-quality journal</p> 
<p>MIAR – Information matrix for evaluating journals</p>	<p>System for quantitatively measuring the visibility of periodical publications in social and human sciences (2008-present).</p> <p>Depending on the journal's dissemination in the various national and international databases, a dissemination index, known as the ICDS, is extracted.</p> 
<p>CIRC – Clasificación integrada de revistas científicas</p>	<p>Classification of scientific journals in social and human sciences according to their quality. The quality-based categories for journals are:</p> <p>Group of Excellence (gEX): journals of a major scientific level, positioned in the first quartiles of the international rankings.</p> <p>Group A (gA): high-level scientific journals.</p> <p>Group B (gB): quality Spanish scientific journals without international recognition, and international with a lower prestige.</p> <p>Group C (gC): second-flight Spanish scientific journals, rarely cited, and international journals of lesser relevance.</p> <p>Group D (gD): journals of dubious scientific standing.</p> 
<p>Journals accredited by the FECYT</p>	<p>FECYT system of evaluation for a selection of academic journals in the humanities. Classification of journals by categories according to their quality:</p> <p>Category A: high-quality journal. Category B: medium-quality journal. Category C: low-quality journal.</p> 

4.1.3. Quality criteria to assess scientific journals

Regarding scientific journals, qualitative aspects such as the following (drawn from Latindex) are taken into account:

Criteria referring to the informative quality of the journal as a means of scientific communication

1. Identification of the members of the editorial board and scientific committee.
2. Detailed instructions for the authors.
3. Information on the process of evaluation and selection of manuscripts used by the journal, editorial board or selection committee, including, for example, the criteria, procedure and revision plan of the reviewers or judges. The indicators collected in the SPI database can be taken as a reference.
4. Translation of the summary, titles of articles, keywords and abstracts in English, in the case of journals and conference proceedings.

Criteria for the quality of the editorial process

1. Periodicity of the journals and regularity and homogeneity of the editorial line in the case of book publishers.
2. Anonymity in the review of manuscripts.
3. Motivated communication of the editorial decision; for example, notice from the journal editorial board or selection committee on the decision that includes the reasons for the acceptance, revision or refusal of the manuscript, as well as the original opinions issued by external experts.
4. Advisory board, formed by professionals and researchers of recognized solvency, without institutional links with the journal or publisher, who shape the journal's editorial policy and submit it to evaluation and audit.

4.2. Books and research monographies

In certain areas such as arts and humanities or law, for example, where scientific communication is not so much focused on the publication of scientific articles as on monographs, in order to be able to evaluate the quality of the publications we must go beyond the impact factor. These types of publications are therefore not represented by JCR or SJR.

In research accreditation calls (AQU Catalunya, ANECA), the quality of books and book chapters are assessed in terms of:

- Citations
 - Citations received by other scientific works in bibliographical databases such as Web of Science or Scopus and in Google Scholar, among others.
- Prestige of the Publisher
 - SPI-Scholarly Publisher Indicators: ranking of publishers in the humanities and social sciences based on experts' opinion.
 - ISI Master Book List: freely available list of the works indexed on the ISI Book Citation Index. Search for a book title, series title, ISBN or publisher.
- Book reviews

- Book Reviews in scientific journals: Check the databases in the UOC's digital collection that index book reviews.
- Translations
 - Index Translationum: international repository of translated books in all fields of knowledge produced by UNESCO.

More about...

For more information on the resources regarding the quality criteria, take a look at the Library's website: **Book Assessment** (<http://biblioteca.uoc.edu/en/resources/book-assessment>).



5. Open access publishing

5.1. AO Benefits and publishing strategies

Should also consider the open access benefits and the different publishing strategies and licences. In fact, open access may even be a requirement if the research was publicly funded. Therefore, knowing how to identify open-access journals and where to publish a copy of your article (preprint, postprint or published version) is very important. Equally critical is finding out about the editorial and open-access policies of journals where you would like to publish. Journal publishers normally acquire the copyright to scholarly articles through a publication agreement with the author.

More about...

You can also check the detailed learning material about [Open Access \(OA\)](#), elaborated by the UOC Library for a course (Santos-Hermosa; Boixadera Ibern, 2019). There you have more information about what is OA and its current research framework, Open Access publishing, Open data and researchers attitudes towards OA.



5.1.1. Open access benefits

The open access (OA) movement is the outcome of the electronic publishing facilities and Internet. This movement advocates permanent, free access, without restrictions imposed by certain exploitation rights, to scientific, academic and educational contents with the goal of fostering their accessibility and impact for the benefit of science and society.

The Open access benefits are the following:

- Increased visibility of scientific literature.
- Increased impact of publications: increase in citations of authors and publications.
- Perpetual access to documents.
- Easy retrieval of contents published in open access.
- Guaranteed preservation of research results.
- Increased visibility of institutions.

An example, have a look to this [video](#) about the O2 repository UOC.



CC-BY Danny Kingsley & Sarah Brown

Source: Benefits of Open Access (Australasian Open Access Strategy Group)

5.1.2. Open access publishing strategies

<p>Self-archiving: green route</p>	<p>Self-archiving in institutional repositories, such as the O2 Repository UOC, or in thematic repositories, enables the following:</p> <ul style="list-style-type: none"> • Publication of a copy of the articles (published and reviewed). • Publication of the version sent (preprint), accepted (postprint) or published (publisher's PDF). • Access to publications with the possibility of free access, embargoed access or restricted access. <p>In the case of scientific publications, you must consult the self-archiving policies of the publishers where you have published your works. First, you should check the journal's website to look for the <i>Editorial policy</i> or <i>Author Rights</i> sections. otherwise, you will find two very useful resources in the <i>Publication Support</i> section of the UOC Library:</p> <ul style="list-style-type: none"> • Internacional (SHERPA/RoMEO, Héloïse): Copyright policies and self-archiving of international publishers. <table border="1" data-bbox="512 790 1370 994"> <thead> <tr> <th>ROME colour</th> <th>Archiving policy</th> </tr> </thead> <tbody> <tr> <td>green</td> <td>can archive pre-print and post-print or publisher's version/PDF</td> </tr> <tr> <td>blue</td> <td>can archive post-print (ie final draft post-refereeing) or publisher's version/PDF</td> </tr> <tr> <td>yellow</td> <td>can archive pre-print (ie pre-refereeing)</td> </tr> <tr> <td>white</td> <td>archiving not formally supported</td> </tr> </tbody> </table> <ul style="list-style-type: none"> • Spanish (Dulcinea): Copyright and self-archiving conditions of national scientific journals. <p>You can also have a look to:</p> <ul style="list-style-type: none"> • Video "Manage your copyright" (5min) from Dr. Kenneth Crews, Columbia University • Open Access at the UOC 	ROME colour	Archiving policy	green	can archive pre-print and post-print or publisher's version/PDF	blue	can archive post-print (ie final draft post-refereeing) or publisher's version/PDF	yellow	can archive pre-print (ie pre-refereeing)	white	archiving not formally supported
ROME colour	Archiving policy										
green	can archive pre-print and post-print or publisher's version/PDF										
blue	can archive post-print (ie final draft post-refereeing) or publisher's version/PDF										
yellow	can archive pre-print (ie pre-refereeing)										
white	archiving not formally supported										
<p>Open-access journals: gold route</p>	<p>The gold route consists of publishing in journals that do not charge any subscription fee for access to the articles, but which have business models that enable them to cover their publishing expenses (for example: an author pays to publish in open access).</p>										
<p>Hybrid model</p>	<p>With the hybrid model, the journals publish the articles with immediate open access after the author or institution owning the articles has paid a fee to finance access.</p>										

Regarding the OA publication charges, the **article processing charges (APCs)** is a fee which is sometimes charged to authors to make a work available open access in either an open access journal or hybrid journal. This fee was created as one way for a publisher to meet author or funder demand for open access and at the same time generate the income required to cover publishing costs. APC is usually paid by an author's institution or research funder rather than by the author themselves. However, an article processing charge does not guarantee that the author retains the copyright to the work, or that it will be made available under a Creative Commons license.

Currently, the most recent trend is the increase in APC levels. This has some financial implications, since both general APC spending is increasing, as are APC prices; But the gap between hybrid and OA journals is narrowing. And although the subscription costs are also increasing, the APCs represent a sharply rising proportion of all expenditure on journals.



In order to better understand the publishing business around the journals, we recommend you check the following information:

- The report "[Monitoring the Transition to Open Access: A Case Study of the UK](#)", with the results of an OA study conducted by Professor Stephen Pinfield in the United Kingdom.
- The video [Paywall: The Business of Scholarship](#) (vídeo).
- The resource [Unpaywall](#), a non-profit building tool to help make scholarly research more open, accessible and reusable. It consists of a database that includes a list of almost 20 million freely available scholarly articles. When using it, it is recommended that you use a [Chrome extension](#). Learn more about it by reading this recent *Nature* article, "[How Unpaywall is transforming open science](#)".

5.1.3. Open access licenses

Among open-access dissemination licenses, the most commonly used are the Creative Commons licenses, which allow changes to be made to the terms and conditions of use of a work to make it available to the public under a more or less open regime. It does not replace copyright but rather uses it as a legal starting point.

Creative Commons licenses are useful for authors wishing to make their works or services available to the public in a (more or less) open system. They represent a mid-point between the "all rights reserved" of copyright and the "no right reserved" of the public domain, entailing instead "some rights reserved". All rights not expressly granted by the license are reserved. Despite the extent of the terms of the license, the licensor (who may be the author or a third-party rights holder) reserves the right to disseminate the work under different conditions than those of the general license, or they may withdraw it at any time.

Creative Commons (CC) License types

Enabling Open Access. Reuse of Article Versions

Article versions

Authoried by: Library and Learning Resources

1 Pre-print (draft)

Draft of the manuscript before formal peer-review, or the first version sent to the journal for consideration.

- Author's Original (AO)**
- Submitted Manuscript Under Review (SMUR)**

2 Post-print

Final version of the manuscript after formal peer-review but before being type-set by the publisher. It contains all revisions made during the peer-review process.

- Accepted Manuscript (AM)**
- Proof (P)**

3 Published

Version of the manuscript published in a journal with the journal's type-set and branding.

- Version of Record (VoR)**

Licenses for and reuse of articles

The copyright (©) to a work attributes to its holder the exclusive right to exploit that work.

		What can others do with your work?	Sharing allowed?	Commercial use allowed?	Remix allowed?
CCO Public Domain		Build upon, enhance or reuse your work for any purposes, without restriction under copyright or database law.	✓	✓	✓
CC-BY Attribution		Reuse your work for any purpose, as long as they credit you for the original work.	✓	✓	✓
CC-BY-SA Attribution Share Alike		Reuse your work for any purpose, as long as they credit you for the original work and license their new creations under identical terms.	✓	✓	✓
CC-BY-NC Attribution Non Commercial		Reuse your work non-commercially, as long as they credit you but without having to license their new creations under the same terms.	✓	✗	✓
CC-BY-NC-SA Attribution Non Commercial + Share Alike		Reuse your work non-commercially, as long as they credit you and license their new creations under identical terms.	✓	✗	✓
CC-BY-ND Attribution No Derivatives		Reuse your work non-commercially, as long as they credit you and license their new creations under the identical terms.	✓	✓	✗
CC-BY-NC-ND Attribution Non Commercial + No Derivatives		Download your work and share it as long as they credit you, but they can't change it in any way or use it commercially.	✓	✗	✗
C All Rights Reserved		Before using your work, others must get permission from or establish an agreement with you (or the copyright holder); it often includes an economic transaction.	✗	✗	✗

Have you got any questions?: the library replies

This information is valid according Creative Commons 4.0 version.

For more information about Creative Commons licenses, you can have a look to the [FAQs CC website](#).

5.2. Find out about the copyright licence

As the author, it is important to know what type of licence you sign with the publishers with regard to the copyright. This is important because it affects any subsequent use of the article.

As authors, when a contract is signed with a publishing company, often the work's exploitation rights (reproduction and distribution) are often assigned exclusively to the publisher. It is what is known as copyright transfer and implies that authors cannot disseminate the work on any other channel without the publisher's permission.

This infographic shows the main aspects to bear in mind.

Know your Author Rights

What you should know when publishing your intellectual property

NEGOTIATE

You have the right to change your publication agreement!



NATIONAL GRANTS

If you have conducted your research using a national grant, you may be **REQUIRED** to make it publicly accessible.



LOCAL REPOSITORIES

FAIR USE allows you to place your work in a library repository under certain restrictions.



ADDENDUM

The easiest way to alter an agreement is by attaching a standardized addendum like the one from SPARC



CHOOSE WISELY

You can choose to publish in a journal that supports **OPEN ACCESS** or **SELF ARCHIVING**



For More Information:

SHERPA/ROMEO
www.sherpa.ac.uk/romeo

PLOS
www.plos.org/about/open-access

SPARC
www.arl.org/sparc

Source: Indiana University of Pennsylvania Library



To preserve your rights to use and exploit your publications and so that you can copy them, distribute them and make derivative works, you can use various addenda or contract templates:


- Scholar's Copyright Addendum Engine from Science Commons
- SPARC Author Addendum

Finally, have a look to the publishing process in the UOC's institutional repository, O2.

5.3. To identify OA journals

You can identify open-access journals through different sources. One of the most popular is the DOAJ (Directory of Open Access Journals), a community-curated list of open access journals. This is an interesting resource which aims to increase the visibility and ease of use of open-access scientific and scholarly journals, there by promoting their increased usage and impact. It covers all such journals that use a quality control system to guarantee the content. In short, it is a one-stop shop for users of open-access journals.



You can also display only open-access journals by applying an OA filter in JCR and Scimago databases. When you do this, an image of an open padlock  appears next to the journal's names indicating these are open access journals. Please, you check the OA filtering options available from the Scimago help website and InCites JCR Reports help.

Resources

Bibliography

AGUILLO, Isidro (2019). *We must increase the entire university community's contribution to knowledge production and visibility*. UOC website. [Accessed: December 2019]. <<https://www.uoc.edu/portal/en/news/entrevistes/2019/041-isidro-aguillo.html>>

APA (2016). *How to avoid predatory publishers*. [Accessed: December 2019]. <<https://www.apa.org/monitor/2016/04/predatory-publishers>>

CONTE, Sarah (2019). "Choosing the Right Journal for your Research". *American Journal Expert (AJE)*. [Accessed: December 2019]. <<https://www.aje.com/arc/choosing-right-journal-your-research/>>

GARFIELD, Eugene (2006). "The history and meaning of the journal impact factor". *Journal of American Medical Association (JAMA)*, 295, 90–3. [Accessed: December 2019]. <<http://garfield.library.upenn.edu/papers/jamajif2006.pdf>>

PRATER, Chrissy (2019). *8 Ways to Identify a Questionable Open Access Journal*. *American Journal Expert (AJE)*. [Accessed: December 2019]. <<https://www.aje.com/arc/8-ways-identify-questionable-open-access-journal/>>

RELE, Shipla; KENNEDY, Marie; BLAS, Nataly (2007). "Journal Evaluation Tool". *LMU Librarian Publications & Presentations*. 40. [Accessed: December 2019]. <https://digitalcommons.lmu.edu/cgi/viewcontent.cgi?article=1041&context=librarian_publications>

SANDELANDS, Eric (1996). "Which journal? The politics of where to publish", *Collection Building*, Vol. 15 No. 1, pp. 27-37. [Accessed: December 2019]. <<https://doi.org/10.1108/01604959610105940>>

SANTOS-HERMOSA, Gema; BOIXADERA IBERN, Maria (2019). *Open access course (EdD)*. Universitat Oberta de Catalunya (UOC). [Accessed: December 2019]. <<http://hdl.handle.net/10609/101366>>

SCHMITZ, Jasmin (2019, June). *How can Research Libraries Deal with Predatory Publishing?* [Accessed: December 2019]. <<http://doi.org/10.5281/zenodo.3259911>>

SHARMA, Mohit; SARIN, Anurag; GUPTA, Priyanka; SACHDEVA, Shobhit; DESAI, Ankur (2014). "Journal Impact Factor: Its Use, Significance and Limitations". *World J Nucl Med*. 2014 May;13(2). [Accessed: September 2019]. <146.10.4103/1450-1147.139151>

The Declaration on Research Assessment (2018). *DORA Roadmap: A two-year strategic plan for advancing global research assessment reform at the institutional, national, and funder level*. [Accessed: December 2019]. <<https://bit.ly/2s3UPHj>>

WIKIPEDIA, 2019. Predatory publishing. [Accessed: December 2019].
<https://en.wikipedia.org/wiki/Predatory_publishing>

WIKIPEDIA, 2019. Bibliometrics. [Accessed: December 2019].
<<https://en.wikipedia.org/wiki/Bibliometrics>>

Glossaries

Open Access glossary (Oxford):

<http://openaccess.ox.ac.uk/glossary/http://openaccess.ox.ac.uk/glossary/>

Research Impact metricsglossary (University of Okhahoma):

<http://guides.ou.edu/c.php?g=482157&p=3297591>