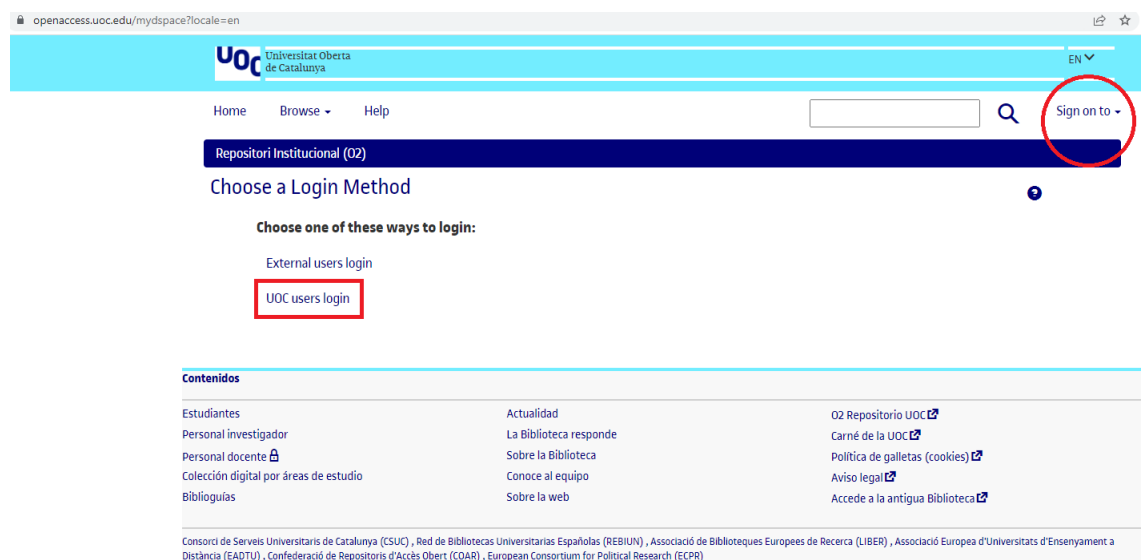


Guide for depositing Final Bachelor's Degree Project–Final Master's Degree Project-Practicum in O2, the UOC's institutional repository

Steps to follow to publish a document in the repository

1. Enter the UOC's institutional repository using the URL: <https://openaccess.uoc.edu/?locale=en>
Or from the Library, where you will find a direct access to O2, the institutional repository.
2. Once you are at the repository's home page, identify yourself by filling in the fields “Virtual Campus user” and “Password”.



openaccess.uoc.edu/mydspace?locale=en

UOC Universitat Oberta de Catalunya

Home Browse Help

Repositori Institucional (O2)

Choose a Login Method

Choose one of these ways to login:

External users login

UOC users login

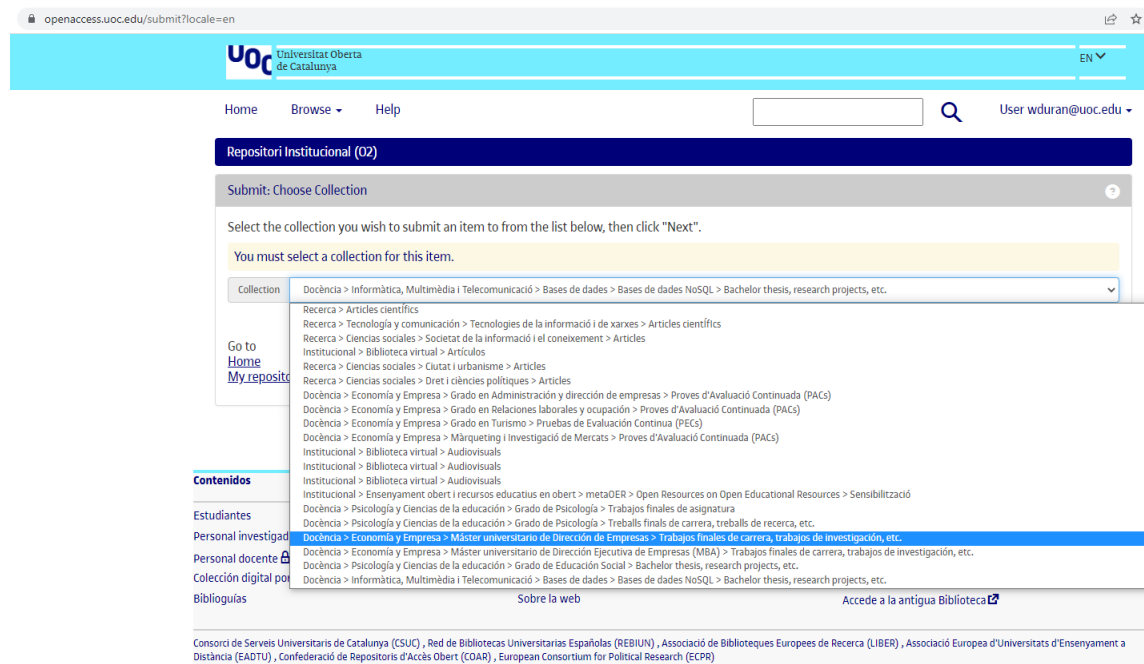
Contenidos

Estudiantes	Actualidad	O2 Repositorio UOC
Personal investigador	La Biblioteca responde	Carné de la UOC
Personal docente	Sobre la Biblioteca	Política de galletas (cookies)
Colección digital por áreas de estudio	Conoce al equipo	Aviso legal
Bibliografías	Sobre la web	Accede a la antigua Biblioteca


Consorci de Serveis Universitaris de Catalunya (CSUC), Red de Bibliotecas Universitarias Españolas (REBIUN), Associació de Biblioteques Europees de Recerca (LIBER), Associació Europea d'Universitats d'Ensenyament a Distància (EADTU), Confederació de Repositoris d'Accés Obert (COAR), European Consortium for Political Research (ECPRI)

3. Now that you have logged on, you can publish a project by various means:

- a. You can enter the repository's **Academics** community (you will find a direct access for this on the home page), in the centre of the screen, under the title “Browse by”. Here you must search for your faculty and browse through the hierarchical structure until you find the **“Bachelor thesis, research projects, etc.”** collection, which is within this faculty. Here you must click on the button **“Submit to This Collection”**. ([video](#))
- b. You can enter the **“Bachelor thesis, research projects, etc.”** collection directly if your teacher has already provided you with the link. And, once you have been identified, you can also select the button **“Submit to This Collection”**.
- c. You can also access the button **“Start a New Submission”** from the home page or from **“My repository”**. Once the button has been selected, you will go to a new page where you must select the **“Bachelor thesis, research projects, etc.”** collection for your faculty:



4. You must then fill in the **description form** that will appear on your screen.


 Universitat Oberta de Catalunya

EN ▾

Home Browse ▾ Help

Q

User wduran@uoc.edu ▾

Repositori Institucional (02)

Describe
Upload
Verify
Complete

Submit: Describe this Item

Please fill in the requested information about this submission below. In most browsers, you can use the tab key to move the cursor to the next input box or button, to save you having to use the mouse each time.

Enter the names of the authors of this item.

Authors

Q
+ Add More

Co-authors, collaborators, directors, research groups...

Other authors

Director ▾

+ Add More

Enter the main title of the item.

Title *

Please give the date of previous publication or public distribution. You can leave out the day and/or month if they aren't applicable.

Date of Issue *

Month: (No Month) ▾
Day:
Year:

Enter the name of the publisher of the previously issued instance of this item.

Publisher

Enter the series and number assigned to this item by your community.

Series/Report No.

+ Add More

Select the type(s) of content of the item. To select more than one value in the list, you may have to hold down the "CTRL" or "Shift" key.

Type

- Article
- Bachelor thesis
- Master thesis
- Doctoral thesis
- Book
- Part of book or chapter of book

Select the language of the main content of the item. If the language does not appear in the list, please select 'Other'. If the content does not really have a language (for example, if it is a dataset or an image) please select 'N/A'.

Language

Enter appropriate subject keywords or phrases. (Help on Subject Categories...)

Subject Keywords

Catalan ▾

Catalan ▾
+ Add More

Subject Categories Subject Categories

Enter the abstract of the item.

Abstract

Catalan ▾
+ Add More

Cancel/Save
Next >

Some recommendations for filling in the form fields are:

- **Authors:** here, you must write your surname and first name. If the project has been done by more than one student, click on the button “Add more” to include the other authors' names.
- **Other authors:** select the drop-down menu *Tutor*, to include the name of your project tutor, and *Others* for the coordinating professor, if you know both people.
- **Title:** Enter the project's title.
- **Date of issue:** it is mandatory to state the document's year of creation; if you do not know the month or day, you do not need to give an approximate date.
- **Type:** select the document type, between “Final Master's Degree Project” or “Final Degree/Bachelor's Degree Project”.
- **Subject Keywords:** these are the words that define your project's content; they can be chosen by you and/or agreed with your teacher. Enter them in the three languages used by the repository (Catalan, Spanish and English).
- If the work includes topics related to **women's studies, feminisms, gender, men's studies or LGTBIQ**, you must include the keyword "Estudis de gènere", "Estudios de género", "Gender studies", "Gender studies" when you publish your final projects in the O2 Repository UOC.
- **Language:** select the language in which you have written the project from the drop-down menu.
- **Abstract:** enter a brief summary of the project's content, selecting the language. Write it in the three languages used by the repository (Catalan, Spanish and English).

The **Publisher** field is already completed by default.

5. You must then **upload the file** (preferably in .pdf format). The file's name should be:

campus user name + Final Bachelor's Degree Project (FBDP) / Final Master's Degree Project (FMDP) / Practicum (depending on the nature of the project) + submission date (mmyy)

For example: acampspiFMDP0217


Repositori Institucional (02)

Describe Upload Verify Complete

Submit: Upload a File

Please enter the name of the file on your local hard drive corresponding to your item. If you click "Browse...", a new window will appear in which you can locate and select the file on your local hard drive.

Please also note that the repository system is able to preserve the content of certain types of files better than other types. Information about file types and levels of support for each are available.



Select a file or drag & drop files ...

< Previous Cancel/Save Next >

6. You can upload as many files as you want. They will be listed on this screen. Once you have finished uploading, select "Next".


Repositori Institucional (02)

Describe Upload Verify Complete

Submit: Upload a File

Please enter the name of the file on your local hard drive corresponding to your item. If you click "Browse...", a new window will appear in which you can locate and select the file on your local hard drive.

Please also note that the repository system is able to preserve the content of certain types of files better than other types. Information about file types and levels of support for each are available.



Select a file or drag & drop files ...

Files To Upload

#	Name	Status	Description
	acampspiTFC0217.pdf	✔	<input type="text"/>

< Previous Cancel/Save Next >

7. The next screen allows you to:

- a. **delete** files that have been uploaded (if you have uploaded the wrong file),
- b. **add other files**,
- c. add a **description** for each file uploaded.

Repositori Institucional (02)

Describe
Upload
Verify
Complete

Submit: File Uploaded Successfully

Your file was successfully uploaded.
The table below shows the files which have uploaded for this item.

Primary bitstream	File	Size	Description	File Format	Access Settings/Embargo
<input type="radio"/>	acampspiTFC0217.pdf Remove	10906 bytes	None Change	Adobe PDF (known) Change	Change

Add Another File

You can verify that the file(s) have been uploaded correctly by:
 Clicking on the filenames above. This will download the file in a new browser window, so that you can check the contents.
 The system can calculate a checksum you can verify. Click here for more information: Show checksums

< Previous
Cancel/Save
Next >

8. On the next page, you must **check that the data entered are correct** and **accept the document's publication licence** and the **repository's licence**.

Repositori Institucional (O2)

Describe | Upload | Verify | Complete

Submit: Verify Submission

Please spend a few minutes to examine what you've just submitted below. If anything is wrong, please go back and correct it by using the buttons next to the error, or by clicking on the progress bar at the top of the page. [Help](#)

You can safely check the files which have been uploaded - a new window will be opened to display them.

There is one last step: In order for the repository to reproduce, translate and distribute your submission worldwide, your agreement to the following terms is necessary. Please take a moment to read the terms of this license, and click on one of the buttons at the bottom of the page. By clicking on the "Grant License" button, you indicate that you grant the following terms of the license. [Help](#)

Not granting the license will not delete your submission. Your item will remain in your "My repository" page. You can then either remove the submission from the system, or agree to the license later once any queries you might have are resolved.

If everything is OK, please click the "Next" button at the bottom of the page.

Authors	None	Correct one of these
Other authors	None	
Title	prova	
Date of Issue	Jan-2022	
Publisher	Universitat Oberta de Catalunya (UOC)	
Series/Report No.	None	
Type	None	
Language	None	
Subject Keywords	None	
Abstract	None	
Uploaded Files:	acampspiTFC0217.pdf - Adobe PDF (Known)	Add or Remove a File

Accept the document publication license

Attribution-NonCommercial-NoDerivs 3.0 (View License)
 Attribution-NonCommercial-ShareAlike 3.0 (View License)
 Attribution-NonCommercial 3.0 (View License)
 Attribution-NoDerivs 3.0 (View License)
 Attribution-ShareAlike 3.0 (View License)
 Attribution 3.0 (View License)
 You agree without assigning any license

Accept the Repository License

For the UOC's institutional repository to reproduce and publicly broadcast your work, you must agree to the following licence terms and conditions. Please read them carefully:

By accepting this licence, you (the author(s) or copyright holder(s)):

- License the UOC the non-exclusive right to reproduce and publicly broadcast your work in electronic format.
- Agree that the UOC may keep more than one copy of your work and may, where necessary, make any kind of change to the digital version of the document (Word, PDF, etc.) to ensure its safekeeping and preservation.
- Declare that it is your original work or you hold the rights needed to sign this licence. You also declare that the work does not infringe any copyright, accepting responsibility for the damages that may derive from this.
- Declare that you have the corresponding authorisations or permissions for the materials protected by intellectual or industrial rights used in this work, other than those for which you hold the rights.

If the work has been sponsored or supported by an agency or organisation other than the UOC, it shall be assumed that the author or

Grant the License

< Previous
Next >
Cancel/Save

9. When you see the **Complete** screen, you will know that the project has been sent correctly to the O2 institutional repository.

Repositori Institucional (O2)

Describe Upload Verify Complete

Submit: Submission Complete!

Your submission will now go through the workflow process designated for the collection to which you are submitting. You will receive an e-mail notification as soon as your submission has become a part of the collection, or if for some reason there is a problem with your submission. You can also check on the status of your submission by going to the "My repository" page.

[Go to My repository](#)

[Communities and Collections](#)

Submit another item to the same collection

The delivery will be reviewed by the Virtual Library, the data that have been entered will be checked, the document's information will be enriched descriptively, and lastly, it will be published in the repository.

When the document is published, you will receive an electronic message which will inform you of this; it will contain a permanent URL of the document registered with the **Handle System**. Unlike most URLs, this identifier does not change if the system migrates to new hardware or when changes are made to it. Therefore, you can use it confidently to link to the document and to cite in publications and other media.

With publication in the O2 repository, we assure you that you will always be able to access your final degree project or practicum project, and we will undertake to make the necessary format changes to preserve it in the future.

Creative Commons licences

By combining different principles and restrictions, the licences authorize certain uses freely defined by the authors. The combinations are generated around four basic conditions:

- **Attribution (by)**: authorship of the work must always be attributed.
- **Non-commercial (nc)**: neither the original work nor derivative works can be used for commercial purposes.
- **No derivative works (nd)**: it is not permitted to alter, transform or generate a derivative work from the original work.
- **Share-alike (sa)**: if the original work is altered or transformed, or derivative works are generated from it, they will be subject to the same licence as the original work.

The CC document publication licences in the O2 repository are the following:



Attribution-NonCommercial-NoDerivs

(<http://creativecommons.org/licenses/by-nc-nd/3.0/es/deed.ca>)



Attribution-NonCommercial-ShareAlike

(<http://creativecommons.org/licenses/by-nc-sa/3.0/es/deed.ca>)



Attribution-NonCommercial

(<http://creativecommons.org/licenses/by-nc/3.0/es/deed.ca>)



Attribution-NoDerivs

(<http://creativecommons.org/licenses/by-nd/3.0/es/deed.ca>)



Attribution-ShareAlike

(<http://creativecommons.org/licenses/by-sa/3.0/es/deed.ca>)



Attribution

(<http://creativecommons.org/licenses/by/3.0/es/deed.ca>)

If you do not expressly choose any of the above licenses, your publication is assigned by default the most restrictive license: Attribution-NonCommercial-NoDerivs - (CC BY-NC-ND, version 3.0 ES) (<http://creativecommons.org/licenses/by-nc-nd/3.0/es>).

GNU licenses by the Free Software Foundation

GNU-GPL (<http://www.gnu.org/licenses/gpl.html>): A General Public License (GPL) is a type of software license that permits the copying, distribution (commercial or otherwise) and modification of the source code, providing that any modification continues to be distributed under the same GPL license. The GPL licence does not allow distribution of executable programs without the corresponding source code or an offer of how it can be obtained free of charge.

GNU-FDL (<http://www.gnu.org/copyleft/fdl.html>): GNU Free Documentation Licence (GNU FDL or GFDL) for software documentation and other institutional references and materials. It stipulates that any copy of the material, even if it is changed, must bear the same licence. These copies may be sold; however, if they are produced in large quantities, they must be distributed in a format that guarantees future editions. Wikipedia is the largest project that uses this licence.

If you do not want to assign any of these licenses to your project, you can select the option ***Accept no-license***.