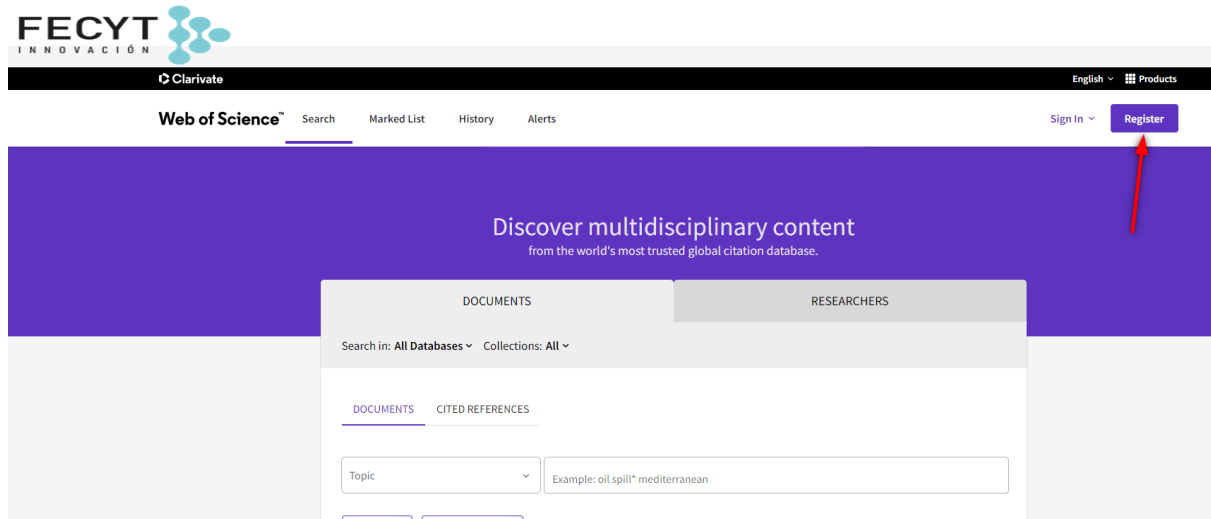
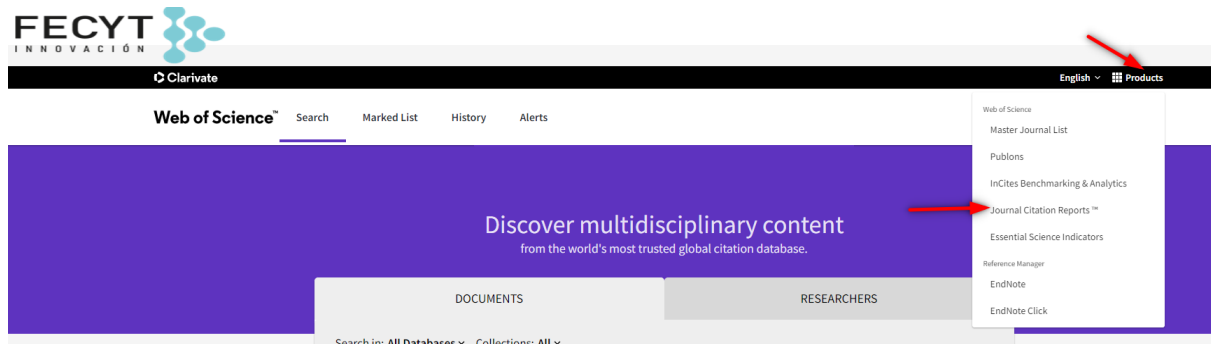


Manual de acceso a Journal Citation Reports (JCR) a través de Web of Science

- 1) Accede a la base de datos [Web of Science](#) i regístrate con un codi de acceso propio (diferente al del campus UOC) en su plataforma:




- 2) Accede al menú superior derecho "Productos" y selecciona *Journal Citation Reports*.



- 3) Accede a tu perfil Web of Science si el sistema te lo pide (recuerda que no son las claves de Campus)

Sign in to continue with Journal Citation Reports Clarivate™

Email address

Password 

[Forgot Password?](#)

OR

Institutional Sign In
Sign In with your institution's group or regional affiliation

Select institution

By signing in, you acknowledge and agree to our [Terms of Use](#) and [Privacy Statement](#).


4) El sistema te redirigirá a JCR:

Clarivate Products

Journal Citation Reports [Browse journals](#) [Browse categories](#) [Browse publishers](#) [My favorites](#) [mperezcerver@uoc.edu](#)

The world's leading journals and publisher-neutral data

Journal name/abbreviation, ISSN/eISSN, category, publisher

 **Already have a manuscript?**
Find relevant, reputable journals for potential publication of your research using Manuscript matcher.